



LIVE THE DREAM

SIMPLE • AFFORDABLE • DURABLE



Stonehenge
COLLECTION

DreamMakerSpas.com

Model Year 2016

Stonehenge

COLLECTION

Choose a size to fit your lifestyle. Select from a range of sizes, from Dream Maker Spas' space-efficient 2 person Fantasy spa to the large 5-6 person Big EZ.

Dream Maker Spas hot tubs are easy to own, affordable to operate and durable enough to withstand some of the harshest climates.

Begin living the dream today with your very own hot tub from Dream Maker Spas.

Fantasy

2 Person
Intimacy Spa

Shown in CobbleStone
with Espresso Wicker
Panels



EZ-Spa

Shown in GrayStone
with Gray Wicker Panels



4-5 Person
Family Spa
with Bench Seat

EZL-Spa

Shown in BrownStone
with Espresso Brick Panels



4-5 Person
Family Spa
with Lounger

Odyssey



Shown in BrownStone
with Espresso Brick Panels

5-6 Person Spa
with Comfort Lounger
and headrest pillows

Big EZ




Shown in CobbleStone
with Espresso Brick Panels

5-6 Person
Entertainer with
headrest pillows

Choose Your Spa, Color & Panel Texture

3 Spa Color Choices



GrayStone



CobbleStone



BrownStone


Side Panel Textures & Colors



Gray
Brick



Espresso
Brick



Gray
Wicker




Espresso
Wicker

All Spas Come with an Energy Saving Super Seal Cover



All GrayStone
spas come
with a Charcoal
cover



All BrownStone
& CobbleStone
spas come with
a Walnut cover

INNOVATIVE, SMART, RELIABLE.

Dream Maker Spas are rotationally molded for a unibody construction that creates an elegant durable finish guaranteed not to split, crack, peel, rot or rust.

Rotationally molded spas were once sought after mainly for their low cost. Now, thanks to advances in technology, they are often considered the smart alternative to expensive acrylic spas — not only because of great price but also their dependable quality, efficiency and environmentally friendly manufacturing process.

The reliable Dream Maker Spas are truly unique with numerous industry leading patents.

Whether it is the soothing massage jets, the Easy Klean / Convex2 filtration system, the durability or elegant contour features, you'll find all Dream Maker Spas are designed for your personal comfort and style.



Exclusive Dream Maker Spa Features



Two Tone Stainless Steel Massage Jets

Each spa comes with directional jet faces that can be individually controlled to increase or decrease the desired massage action.




Comfort Back Water Stream

The specially molded contours built into all our hot tub seat backs help control the water action to allow an even flow of water up your back and spine. It's the perfect way to relax and find comfort in your spa.



Easy Clean / Convex2 Filtration System and MoonGlo Grill and Lid

The Easy Clean / Convex2 Filtration cartridge is easy to remove, easy to clean and easy to install. The whirlpool filter system is designed to blend seamlessly into the natural contours of the spa and is protected by the translucent grill and lid that is illuminated by the LED lighted waterfall.



Dream Maker Spas are designed to help you — the spa owner — get the most out of spa ownership with the least amount of effort, allowing you to have more time to enjoy your spa.

Beginning with the simple set-up, to the affordable energy-efficient heating system, to the convenient access panels, you'll discover every aspect of Dream Maker Spas is designed from a user's point of view.

Quad Energy System for Heat Efficiency

Green Guard Thermal Retention.

Our proprietary insulation technology combines the heat retention from closed air chambers with sealed insulation panels layered along the interior and base of the spa. Our insulation maintains a high R-Value and is hydrophobic, meaning it will not absorb moisture, preventing the growth of fungi or mildew and ensuring the R-Value remains high.



Proprietary Control M7 heating technology.

The Digital Control system with the M7 heater makes it easy to adjust your hot tub's water temperature and water flow action to your preferences.

Friction preheater. Heat is harnessed by the natural energy created by the rapid movement of the water.

Passive Energy.

Captured **free heat** is then circulated inside the spa cabinetry to provide additional **passive energy efficiency**.



Digital Controls

Our patented Digital Control Systems makes operating your spa easy. Select your preferred temperature, water action and LED lighting for the waterfall and MoonGlo filter housing with the touch of your fingertips.

Engineered Convenience

Access to your hot tub's pump for maintenance, inspection and water drain is easy through the side service panel.



Additional **passive energy efficiency** helps save on heating demand.

Green Guard Insulation

Green Guard Insulation is an enclosed and sealed, sound-deadening, light-weight material with superior insulating properties to trap in heat and lock out cold.

Super Seal Cover

Our specially molded top contour is designed to create a tight seal for your hot tub cover, helping to lock in heat and save energy, keep out debris and provide peace of mind knowing your spa is sealed and protected. Cover seal strap latch clamps are provided with your spa.

Options and Accessories to Enhance your Spa Experience!

Dream Maker Spas offers a number of options and accessories to help you get the most out of your spa experience. Ask your dealer for more information about these and other Dream Maker Spas products.



Ambiance Package: LED Perimeter Lighting

When you order the Ambiance Package with your new spa, you are requesting factory installed perimeter lighting be placed inside your spa that is synchronized with the color of the LED in your MoonGlo waterfall lid and grill, programmable to your color choice.



Swivel Handle Handi Rail:

Allows you to rotate handle for spa entry, exit and cover placement.



3-Piece Planter/Storage Step:

For easy spa access, storage and natural decoration. Planters can be tucked into the step or placed separately by the sides. A great way to coordinate nature to your spa environment.



DreamLift Cover Lifter:

Helps you lift and store your spa cover conveniently next to the side while your spa is in use, then lift the cover back into position to seal it for spa protection and energy savings.



Factory Installed Ozone

Reduce chemical usage and reduce maintenance with a factory installed spa ozonator.

Super Seal Cover,
LED Lighted Waterfall
and translucent
MoonGlo filter lid are
standard features with
every new spa purchase.



Odyssey



Big EZ



EZ Spa



EZL Spa



Fantasy

Seating	5 – 6 person with lounge and bucket seats	5 – 6 person with bucket seats	4 – 5 person with bench and bucket seats	3 – 4 person with lounge and bucket seats	2 person with bucket seats
Dimensions	82" x 82" x 32"* 208 x 208 x 81 cm	82" x 82" x 32"* 208 x 208 x 81 cm	78" x 68" x 32"* 198 x 173 x 81 cm	79" x 69" x 32"* 200 x 175 x 81 cm	78" x 69" x 32"* 198 x 175 x 81 cm
Spa Volume	240 Gallons / 904 Litres	250 Gallons / 950 Litres	180 Gallons / 681 Litres	189 Gallons / 716 Litres	170Gallons/ 628 Litres
Dry Weight	335 lbs. / 152 kg	315 lbs. / 142 kg	280 lbs. / 127 kg	275 lbs. / 125 kg	270 lbs. / 122 kg
Stainless Jets	21	23	16	16	14
Electrical	120V 15amp / 240V 30/50amp	120V 15amp / 240V 30/50amp	120V 15amp / 240V 30/50amp	120V 15amp / 240V 30/50amp	120V 15amp / 240V 30/50amp
Heating	1kW / 4kW & Heat Stick	1kW / 4kW & Heat Stick	1kW / 4kW & Heat Stick	1kW / 4kW & Heat Stick	1kW / 4kW & Heat Stick
Digital Controls	Included	Included	Included	Included	Included
2 HPR Pump	Included	Included	Included	Included	Included
MoonGlo Waterfall with Back Lit LED Light	Included	Included	Included	Included	Included
EZ Kleen / Convex2 Filtration	Included	Included	Included	Included	Included
Green Guard Insulation	Included	Included	Included	Included	Included
Super Seal Cover	Included	Included	Included	Included	Included
LLDPE Pillows	3	4	N/A	N/A	N/A

*Dimensions vary +/- .5" • Specifications, including dimensions, weight and gallons will vary and are subject to change without notice.

Colors may be different than shown

OPTIONAL FEATURES:

- Factory Installed Ozone System
- Factory Installed LED Lighting
- DreamLift Cover Lifter
- Handi Step
- Planter Storage Step
- Handi Rail

